

Heavy-Duty Slide Options

Accuride offers a comprehensive range of heavy-duty slides specially designed for wide-drawer applications in commercial environments.

3600 Series

7950

Non-disconnect

7957

Handed lever disconnect

Enhanced 9300 Series



Model 9301E



METAL

Heavy-Duty Slide Options

Model 3600

With a load rating up to 273 lbs. [124 kg], this slide works well in workstations, machinery, and mechanical devices.

- Full extension.
- Non-disconnect.
- Hold-in detent.
- Even lengths 12"-28" [305-711 mm].
- Clear zinc finish.

Model 3601

This product offers heavy-duty performance and over travel for utility and industrial truck bodies, machine tools, and mechanical devices.

- Load rating up to 255 lbs. [116 kg].
- 1" [25 mm] over travel.
- Non-disconnect.
- Hold-in detent.
- Even lengths 12"-28" [305-711 mm].
- Clear zinc finish.

Model 3607


Lock out and lever disconnect benefit applications such as machinery where component assemblies are pulled out for service and maintenance.

- Load rating up to 273 lbs. [124 kg].
- Full extension.
- Lever disconnect.
- Lock-out feature to hold conveyances in an open position.
- Even lengths 12"-28" [305-711 mm].
- Clear zinc finish.

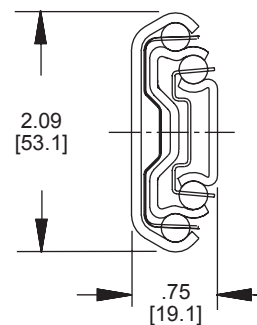
Models 7950 & 7957

An intermediate load rating choice for heavier storage applications.

- Full extension
- Dual mounting:
 - Side mount load capacity up to 350 lbs. [159 kg];
 - Flat mount load capacity up to 150 lbs. [68 kg].
- Accommodates drawers up to 42" wide [1067 mm]
- Clear zinc (C) finish
- Even lengths 12"-36" [305-914 mm]



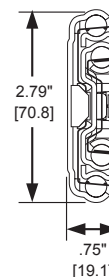
3600



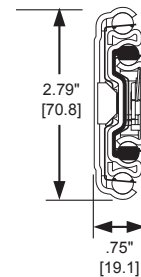
Model 3600



7950/7957



Model 7950
Non-disconnect



Model 7957
Handed lever
disconnect



Heavy-Duty Slide Options

Enhanced 9300E Series

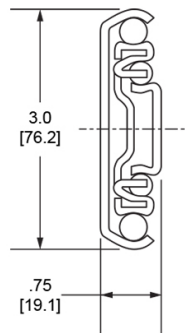
Through proactive enhancements, the 9300E series slide is a far more robust product with less migration, longer life, fewer field failures, less noise, and a load rating up to 600 lbs. These slide improvements make the 9300E series slide superior to all other slides in its class.



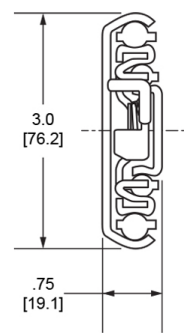
9300E Shared Features

- Full extension
- .75" [19.1 mm] side space
- Non-disconnect
- Even lengths 10"-36", 40", 42", 44", 48", 54", 60" [254-914, 1016, 1067, 1118, 1219, 1372, 1524 mm]**
- Clear zinc finish

** Lengths vary by model number. Refer to the tech sheet



Model 9301E



Model 9307E/9308E



Load Ratings

- Moderate usage: 600 lbs./pair Drawers up to 24" wide*
- Frequent usage: 480 lbs./pair Drawers up to 42" wide**
- Mobile applications: 360 lbs./pair Drawers up to 32" wide*
- Flat mount: 180 lbs./pair Drawers up to 32" wide*
- Bracket-mount applications:
Drawers up to 22" wide: 600 lbs./pair
Drawers up to 42" wide: 420 lbs./pair

* Lengths 10"-36". For load ratings on longer lengths, consult product technical sheet. Load ratings based on 10,000 cycle test.

** Lengths 10"-36". For load ratings on longer lengths, consult product technical sheet. Load ratings based on 75,000 cycle test.

Model 9301E



Model 9301E is designed for use in a variety of storage applications including vehicular storage, or other wider, heavier drawers. Platform bracket kits provide six additional mounting configurations, offering installers a broader range of application solutions.

Model 9307E

Lock-out



Heavy-Duty with a lock-out for applications where secure access to drawers and trays adds a measure of safety.

Model 9308E

Lock-in & Lock-out



Lock-in and lock-out features to ensure drawers stay securely closed during transit in applications such as utility vehicles.

Heavy-Duty Slide Options

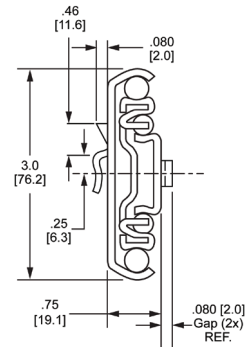


Model 9328E

Pocket & Bayonet Mounting
Lock-in & Lock-out



Heavy-Duty load rating with lock-in/lock-out to keep drawers securely in place during access or transit.


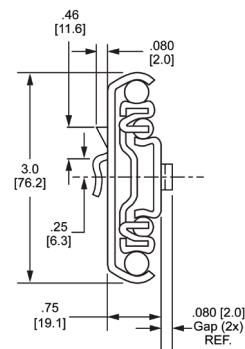


Model 9322E

Pocket & Bayonet Mounting
Non-locking companion slide



Model 9322 is unhandled and can be used on either the left or right hand side of the unit.



Pocket



Bayonet

Pocket & Bayonet Mounting - Toolless Installation

These products have a standardized bayonet/pocket installation system that simplifies and speeds up slide integration. Installers simply snap the slides into position, without the need for screws, washers, or lock nuts. The slide is secured in position with locking tabs or barbs.

Authorized Distributor

Accuride®

12311 Shoemaker Avenue
Santa Fe Springs, CA 90670
phone: 562.903.0200
fax: 562.903.0208
www accuride.com

© 2017 Accuride International Inc. 2314-R1-0417-2M-ALA



Accuride printed materials are:
Printed with soy based inks. Printed on paper that contains recycled
materials and conforms to the latest sustainable arboriculture guidelines.